


Dura-Post

DURA-POST (AUST) PTY LTD



Flexi 360°
GUIDEPOST SYSTEM



100% 
AUSTRALIAN MADE

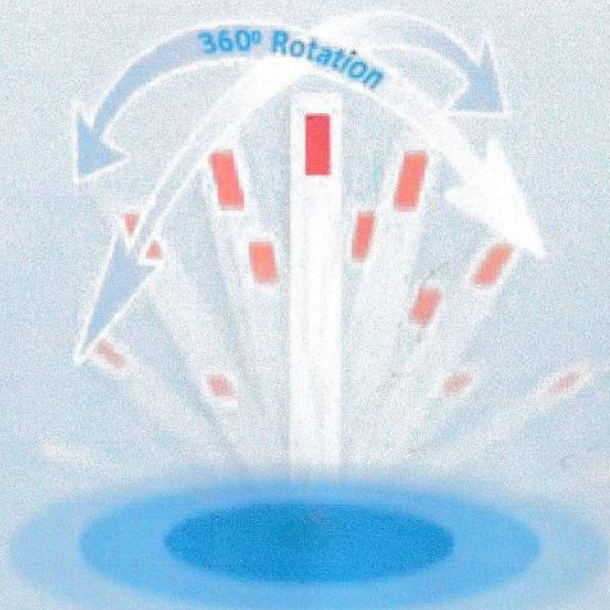
Flexi 360° GUIDEPOST SYSTEM

Dura-Post Flexi 360 Guide Post System, is a fully 360° flexible post with an installation option to suit all situations.

The Dura-Post Flexi 360 Flexible Guide Post is a system within itself. A drivable anchor, connecting flexible joint and the HDPE - High Density Polyethylene post top are individual products. For your convenience can be ordered and replaced separately.

After initial installation the post top can be replaced at any time without the need to dig another hole or drive another post in its place.

Approved and accepted in all States and Territories in Australia. The Flexi 360 is a full 1000mm of white post in addition to multiple installation options. With over 500,000 Flexi 360 Guide posts installed around Australia they truly stand the test of time.



The World's Best flexible Guide Post

- ✓ 360° Fully Flexible
- ✓ High Impact Area
- ✓ Low Impact Area
- ✓ Medium Impact Area
- ✓ Urban Area
- ✓ Rural Area
- ✓ Regional Area
- ✓ Drivable
- ✓ Surface Mount
- ✓ Portable Temporary
- ✓ Install Manually
- ✓ Install Jackhammer
- ✓ Install Air Driver
- ✓ Save Time
- ✓ Save Money



Complies with Australian Standards
and all state and territory specifications

Orders Phone: 03 6339 3929 Fax 03 6339 3282 or Email: sales@durapost.com.au
For further information about Dura-Post products please visit: www.durapost.com.au

2 PART - Installation Procedure

Flexi 360^o

GUIDEPOST SYSTEM

STEP 1



Slide Jackhammer attachment onto Drivable Anchor.

STEP 2



Slide the Jackhammer attachment onto the Jackhammer mail.

STEP 3



Stand the jackhammer upright and move into position.

STEP 4



Commence driving, ensure that the Jackhammer remains vertical during the driving process.

STEP 5



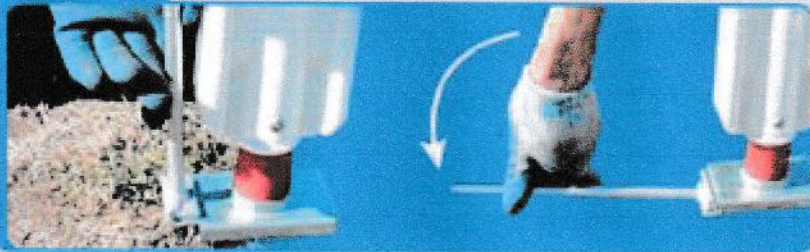
Drive the anchor all the way to the ground level. Lift the Jackhammer off the attachment, slide the attachment off the drivable anchor.

STEP 6



Slide the Flexi 360 post onto the anchor.

STEP 7



Fold down the tag with the clamping tool to lock the Flexi 360 onto the anchor.

INSTALLATION COMPLETE



Flexi 360 Guide Posts can be surface mounted with the use of mounting plates, generally these mounting plates are flat with two 14mm diameter holes to suit 12mm dynabolts or similar.

The mounting plates can also be made as an angle bracket if required, dimensions and fixing holes to suit your requirements.





CODE

DESCRIPTION

DRIVABLE ANCHOR OPTION

FGP1135

FLEXI 360 WHITE GUIDE POST 1000mm
350mm STAR PICKET DRIVABLE ANCHOR
CLASS 1A 5,000mm² - 50mm X 100mm
RED/WHITE DELINEATION
For Queensland and South Australia

FGP1137

FLEXI 360 WHITE GUIDE POST 1000mm
350mm STAR PICKET DRIVABLE ANCHOR CLASS 1A
10,000mm² - 50mm X 200mm
RED/WHITE DELINEATION

For All other state and territories in Australia

SURFACE MOUNT OPTION

FGP1173

FLEXI 360 WHITE GUIDE POST 1000mm
WITH SURFACE MOUNT PLATE
CLASS 1A 5,000mm² - 50mm X 100mm
RED/WHITE DELINEATION

For Queensland and South Australia

FGP1179

FLEXI 360 WHITE GUIDE POST 1000mm
WITH SURFACE MOUNT PLATE
CLASS 1A 10,000mm² - 50mm X 200mm
RED/WHITE DELINEATION

For All other state and territories in Australia

Use 2 x M10 Dynabolts or similar - Slide Flexi360 surface mount plate into the acceptor plate of the post, locate into position, drill holes and secure in place with bolts

For Flexi360 with Amber delineation select the style of post required and add an "A" e.g. FGP1137A

Flexi 360°

GUIDEPOST SYSTEM



CODE	DESCRIPTION
COMPONENTS	
FGP1070	FLEXI 360 POST WHITE SHEATH ONLY (NO FLEXIBLE JOINT OR DELINEATION)
FGP1063	FLEXI 360 WHITE GUIDE POST CLASS 1A 5.000Mm ² RED/WHITE DELINEATION AND FLEXIBLE JOINT (NO ANCHOR)
FGP1067	FLEXI 360 WHITE GUIDE POST CLASS 1A 10.000Mm ² RED/WHITE DELINEATION AND FLEXIBLE JOINT (NO ANCHOR)
DRIVABLE ANCHORS	
FPF1501	350mm SPADE ANCHOR
FPF1513	450mm SPADE ANCHOR
FPF1520	600mm SPADE ANCHOR
FPF1511	350mm STAR PICKET ANCHOR
FPF1519	450mm STAR PICKET ANCHOR
FPF1560	600mm STAR PICKET ANCHOR
SURFACE MOUNT	
FPB1600	SURFACE MOUNT PLATE
FPB1650	SURFACE MOUNT ROUND BASE
FPB1601	PORTABLE BASE WITH FIXING PLATE & WING NUTS

MOTORWAY INFORMATION



CODE

FPD1700

DESCRIPTION

MANUAL POST ANCHOR DRIVER & CLAMPING TOOL



FPD2660

HITACHI ELECTRIC JACKHAMMER H65SB2

Details:

- * Demolition Non-Rotary Hammer
- * Strongest demolition power and durability in this class
- * Triple dust sealed, double insulated design
- * Comfortable shock absorbing handles
- * Standard accessories, Bull point, Hexagon bar wrench, carry case & chisel

Specification:

Chuck	30mm Hex
Length	726mm
Weight	16.5kg
Impact Rate	1400bpm
Brush	999C86
Power Input	1400 watts



FPD1803

FLEXI 360 JACKHAMMER ATTACHMENT



FPD2650

HONDA DUNLITE GENERATOR GX200

Specification:

Length	65.5cm
Width	47cm
Height	42cm
Weight	42kg
Engine Type	4-stroke, overhead valve, single cylinder
Max. Output	4.8kw (6.5ps, 6.5 bhp) at 3,600rpm
Warranty	Honda 12 month



FPD1800

PNEUMATIC GUIDE POST DRIVER



FPD1915

FLEXI 360 PNEUMATIC DRIVER ATTACHMENT KIT



FPD2500

COMPRESSOR - FPV25P UNDER & OVER
MEASUREMENTS L77 X W42 X H96 cm Weight: 135kg

FPD2510


COMPRESSOR - FPV25P SIDE BY SIDE
MEASUREMENTS L100 X W42 X H60 cm Weight: 130kg



**Ideal For Asset Marking,
Parks, Snow Fields,
Beaches, Mining**



Flexi 360° MARKER POST SYSTEM




CODE	DESCRIPTION
FMP130D	FLEXI 360 BLUE MARKER POST
FMP131D	FLEXI 360 GREEN MARKER POST
FMP132D	FLEXI 360 ORANGE MARKER POST
FMP133D	FLEXI 360 YELLOW MARKER POST
FMP1342	FLEXI 360 WHITE MARKER POST

FOR INSTALLATION OPTIONS PLEASE SEE PAGE 6.

PRE FINISHED FLEXI 360 MARKER POSTS



FMP1301	FLEXI 360 BLUE MARKER POST WHITE MATT VINYL LETTERS "SV"
FMP1311	FLEXI 360 GREEN MARKER POST WALKING TRACK
FMP1324	FLEXI 360 ORANGE MARKER POST CLASS 1A RED/WHITE DELINEATION SNOW AREA
FMP1329	FLEXI 360 YELLOW MARKER POST HAZARD DELINEATION
FMP1340	FLEXI 360 WHITE MARKER POST VICTORIAN CFA FIRE PLUG



Vinyl numbers, lettering & delineation available as required.

* Please contact Dura-Post for further marker post options.

Portable bases also available



CORPORATION INFORMATION

Flexi 360
GRABBER POST SYSTEM

Flexi 360^{Pro}
GRABBER POST SYSTEM

Reflex
GRABBER POST SYSTEM

UPVC
GRABBER POST SYSTEM

UPVC
GRABBER POST SYSTEM

UPVC
GRABBER POST SYSTEM

STEEL
GRABBER POST SYSTEM

STEEL
GRABBER POST SYSTEM

Bollard
FIXABLE SYSTEM

	Flexible	High Impact Areas	Medium Impact Areas	Low Impact Areas	Urban Areas	Semi Rural Areas	Rural Areas	Remote Areas	Surface Mount	Available in Member Posts	Installation Method
Flexi 360	✓	✓	✓	✓	✓	✓	✓	✓	✓	✓	Manual Driver Air Driver Jackhammer
Flexi 360 ^{Pro}	✓	✓	✓	✓	✓	✓	✓	✓	✓	✓	Air Driver Jackhammer
Reflex	✓	✓	✓	✓	✓	✓	✓	✓	✓	✓	Manual Driver Air Driver Jackhammer Pilot Hole Attachment
UPVC	✓	✓	✓	✓	✓	✓	✓	✓	✓	✓	Dig Hole Manual Pilot Hole Jackhammer Pilot Hole
UPVC	✓	✓	✓	✓	✓	✓	✓	✓	✓	✓	Dig Hole Manual Pilot Hole Jackhammer Pilot Hole
UPVC	✓	✓	✓	✓	✓	✓	✓	✓	✓	✓	Dig Hole Manual Pilot Hole Jackhammer Pilot Hole
STEEL	✓	✓	✓	✓	✓	✓	✓	✓	✓	✓	Manual Driver Air Driver
STEEL	✓	✓	✓	✓	✓	✓	✓	✓	✓	✓	Manual Driver Air Driver
Bollard	✓	✓	✓	✓	✓	✓	✓	✓	✓	✓	Surface Mount T Pipe V Lock Drivable Anchor

Head Office & Manufacturing
 45-49 St. Leonards Rd, TAS 7250
 Telephone: (03) 63393929

Queensland
 Larry Giddes
 0419 546 855

South QLD & North NSW
 Bruce Clegg
 0429 400 122

New South Wales
 Mike Kelly
 0429 195 529

Victoria & South NSW
 Ross Davenport
 0419 200 026

SA, WA, NT & TAS
 Roger Trethewey
 0418 800 064

